



Protect what you *love*

Residor®

residor.co.uk

Welcome to Residor

From the everyday trips, to work or the supermarket, to those life changing adventures, like a summer holiday or the first day of school, it's important to know that no matter what life throws at you, your home is safe and sound.

Introducing Residor: A new, affordable foam core door, brought to you by the people that make Solidor. Most foam filled doors on the market are coated with a 1.6mm plastic skin, which offers a low level of security and fails to pass the most recent security regulations.

Residor, on the other hand, has a 3.6mm skin that complies with the most up to date PAS24:2016 security test guidelines. It also comes fitted with an Ultion cylinder that offers a £1000 break-in guarantee.

Stunning Looks

Residor looks great and is available in a wide variety of styles, and because we supply any colour, you can choose the perfect door for your home.

We've been handcrafting doors in Great Britain for over twenty years, so we know what matters most.

When it comes to your home, it's not just important to protect the contents of your building, it's essential to protect what you've spent your lifetime building.

Trust Residor to protect what you *love*.

Page	Contents
6	Turnberry
7	Chilwell ¹
8 - 9	Chilwell ²
10	Gosforth
11	Toton ¹
12 -13	Toton ²
14 - 15	Newbridge
16	Kendrick ³
17	Kendrick ⁴
18 - 19	Lytham
20 - 21	Timperley
23	Monsall Solid
24- 26	Glass Options
27	Hardware Options



Residor. Security

Most Secure




THE MOST SECURE GRP COMPOSITE DOOR YOU CAN BUY HAS ULTION FITTED AS STANDARD

When it detects an attack, a hidden lock within the Ultion cylinder automatically engages, so that even when snapped twice, nothing gets past it. Leaving a key on the inside of the lock won't affect its performance, unlike most doors.

Offering Sold Secure 'Diamond Standard' security, Ultion has passed tests that even the finest 3 star locks can't achieve, making it the UK's best and most secure lock - offering a £1000 break-in guarantee!

Know the difference



Glass Reinforced Plastic doors (GRP) are made by coating a foam slab with a tough plastic skin. Most other GRP doors are just 1.6mm thick, and so fail to meet security standards.

At **3.6mm**, Residor is more than twice as thick as the majority of GRP doors on the market. It also complies with PAS24:2016 and is Secured by Design.

Thick Skinned

EVEN MORE BURGLAR PROOF AS STANDARD



WHEN TURNING A KEY REALLY MEANS LOCKED



**£1000
GUARANTEE**

If an intruder breaks into your home by snapping Ultion, Ultion will pay you £1000

www.ultion-lock.co.uk

ULTION 

Add a splash of colour...

Over 250 colours available

Standard Door Colours

*Anthracite is an upgraded colour choice



Frame Colours

Internal colour white only. Grey and Rosewood available on open-in doors only.



Special Order Door Colours

Have a particular door colour in mind? No problem. With residor you can choose any RAL colour*.



*longer lead times and additional costs apply

The Turnberry

A modern take on a traditional cottage style



Turnberry in Green - Etch Art Fusion Glass




The Turnberry with its elongated glazed unit is the perfect choice if you want to let additional light into your hallway. Keep it traditional with styles such as Zinc Art Classic (pictured above) or add some drama with the Potomac.


Features

Ultion Cylinder, Era Lock, Halo outer frame, Twin Seal, PAS24:2016 Slab, Adjustable hinges, White internal, Stainless Steel hardware.


Hardware Colours



Frame Colours



Standard Door Colours



*Anthracite is an upgraded colour choice

The Chilwell¹


The natural choice if you're looking for natural light



With such a large area of glass, you really have a great opportunity to personalise your door. You could adopt a more subtle approach and fit a London design (pictured). Alternatively you can make more of a statement and go with the Abstract style (see page 23)

The Key Choice!


Have a large household? No problem! With Residor you can choose to have three or six keys delivered with the door.




Features

Ultion Cylinder, Era Lock, Halo outer frame, Twin Seal, PAS24:2016 Slab, Adjustable hinges, White internal, Stainless Steel hardware.


Hardware Colours



Frame Colours



Standard Door Colours



*Anthracite is an upgraded colour choice

Chilwell¹ in Blue - London Glass

These images are intended for illustration purposes only and may be subject to change for reasons beyond our control. As a consequence these images should be used for guidance only.



The Chilwell²

With two elongated arched glazed panes, this door style is a twist on the traditional



“ Our new Residor looks and feels more secure. It has stopped the drafts coming in and the change of colour has improved the front of our home. ”

The Taylors

have lived in their three bed detached house in Staffordshire for the past 16 years. “Our old door was installed when we first moved in.


As the years passed the handles had pitted, the colour had become more ‘off white’ than white and it let in a terrible draft.

We chose the Chilwell² as we really liked the feature of the two arched glazed units and decided on red, as it complements the brickwork on the exterior.”

Features

Ultion Cylinder, Era Lock, Halo outer frame, Twin Seal, PAS24:2016 Slab, Adjustable hinges, White internal, Stainless Steel hardware.

Hardware Colours




Gold Chrome Brushed White Black

Frame Colours



White Anthracite Grey Rosewood

Standard Door Colours



Green Blue White Black Red Anthracite Grey*

*Anthracite is an upgraded colour choice



These images are intended for illustration purposes only and may be subject to change for reasons beyond our control. As a consequence these images should be used for guidance only.

The Gosforth¹


A cottage style door with a traditional design, built using modern materials



Gosforth¹ in Blue - Bullseye




Gosforth
Solid



Features

Ultion Cylinder, Era Lock, Halo outer frame, Twin Seal, PAS24:2016 Slab, Adjustable hinges, White internal, Stainless Steel hardware.


Hardware Colours



Frame Colours



Standard Door Colours



*Anthracite is an upgraded colour choice

The Toton¹


The large glazed panel makes this the perfect choice for a front or back door




Features

Ultion Cylinder, Era Lock, Halo outer frame, Twin Seal, PAS24:2016 Slab, Adjustable hinges, White internal, Stainless Steel hardware.


Hardware Colours



Frame Colours



Standard Door Colours



Toton¹ in Black - Manhattan Glass

These images are intended for illustration purposes only and may be subject to change for reasons beyond our control. As a consequence these images should be used for guidance only.

The Toton²

Our most popular door style that's the perfect choice for any home



Toton² in Green - Chicago Ave Glass


// The Toton² has really opened up what was a dark hallway. It's so much brighter and has made the space seem a lot bigger. //




Features

Ultion Cylinder, Era Lock, Halo outer frame, Twin Seal, PAS24:2016 Slab, Adjustable hinges, White internal, Stainless Steel hardware.


Hardware Colours



Frame Colours



Standard Door Colours



*Anthracite is an upgraded colour choice

These images are intended for illustration purposes only and may be subject to change for reasons beyond our control. As a consequence these images should be used for guidance only.



WELCOME



The Newbridge


A classic British design with timeless features




Features

Ultion Cylinder, Era Lock, Halo outer frame, Twin Seal, PAS24:2016 Slab, Adjustable hinges, White internal, Stainless Steel hardware.


Hardware Colours



Frame Colours



Standard Door Colours



Newbridge⁴

Newbridge²

These images are intended for illustration purposes only and may be subject to change for reasons beyond our control. As a consequence these images should be used for guidance only.

The Kendrick³

An eye-catching contemporary design featuring three glazed units for ultimate curb appeal



3.6mm GRP Skin


Most foam filled doors on the market have a 1.6mm skin which does not comply to the latest security standards. However, a Residor comes with a 3.6mm reinforced plastic skin, which complies with the latest security standards.




Features

Ultion Cylinder, Era Lock, Halo outer frame, Twin Seal, PAS24:2016 Slab, Adjustable hinges, White internal, Stainless Steel hardware.


Hardware Colours



Frame Colours



Standard Door Colours



Kendrick³ in Black - Satin Glass

These images are intended for illustration purposes only and may be subject to change for reasons beyond our control. As a consequence these images should be used for guidance only.

*Anthracite is an upgraded colour choice

The Kendrick⁴

Offers a clean and contemporary feel to create a chic and stylish entrance



Kendrick⁴ in Red - Satin Glass

These images are intended for illustration purposes only and may be subject to change for reasons beyond our control. As a consequence these images should be used for guidance only.




“ Those hooks are really meaty and the £1000 guarantee on the Ultion cylinder is reassuring. ”


Features

Ultion Cylinder, Era Lock, Halo outer frame, Twin Seal, PAS24:2016 Slab, Adjustable hinges, White internal, Stainless Steel hardware.


Hardware Colours



Frame Colours



Standard Door Colours



*Anthracite is an upgraded colour choice

The Lytham

Offers a clean and contemporary feel to create a chic and stylish entrance


“ All the neighbours have called around for a look and have each commented on how lovely it looks. We’re very happy customers. ”




Features

Ultion Cylinder, Era Lock, Halo outer frame, Twin Seal, PAS24:2016 Slab, Adjustable hinges, White internal, Stainless Steel hardware.


Hardware Colours



Frame Colours




Standard Door Colours



*Anthracite is an upgraded colour choice

These images are intended for illustration purposes only and may be subject to change for reasons beyond our control. As a consequence these images should be used for guidance only.





The Timperley

at home with the Stevens



“ Our new Residor has allowed us to complement the traditional arched features at the front of our house whilst modernising it with a contemporary anthracite grey hue. ”

Mr & Mrs Stevens

live in a 1980's style detached house in Oxford with their two children and pet dog.

“When we moved into our house 12 years ago we inherited a blue wood panelled door with an old mortice lock. The panels would move in bad weather, making the door look like it needed repainting.

The lock was really stiff and awkward and our children found it particularly difficult to get in and out of the house.


Timperley from Residor has totally changed this though. The lock is really easy to use and the house no longer rattles when the door is closed!”




Features

Ultion Cylinder, Era Lock, Halo outer frame, Twin Seal, PAS24:2016 Slab, Adjustable hinges, White internal, Stainless Steel hardware.


Hardware Colours



Frame Colours



Standard Door Colours



*Anthracite is an upgraded colour choice

Timperley³

Timperley Fan

Timperley¹

The Monsall

A classic design that's timeless



Monsall in Red




// Living on a busy street we wanted a door with additional privacy. The Monsall was perfect. //


Features

Ultion Cylinder, Era Lock, Halo outer frame, Twin Seal, PAS24:2016 Slab, Adjustable hinges, White internal, Stainless Steel hardware.


Hardware Colours



Frame Colours



Standard Door Colours



*Anthracite is an upgraded colour choice

These images are intended for illustration purposes only and may be subject to change for reasons beyond our control. As a consequence these images should be used for guidance only.



Accessories

Glass designs



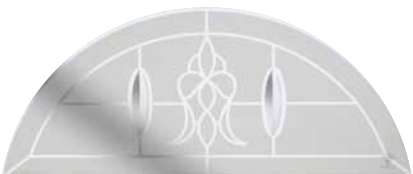
Diamond Lead



Elegance



London




Pacific



Prairie



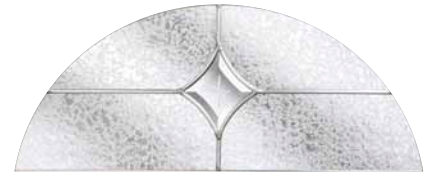
Reflections



Square Lead



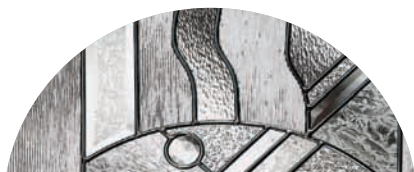
Zinc Art Classic



Zinc Art Flair



Zinc Art Star



Abstract



Clarity



Bullseye




Diamond Lead



London




Potomac



Square Lead



Zinc Art Classic



Zinc Art Flair



Zinc Art Star



Elegance



Prairie



Reflections



Abstract



Brilliante



Chicago Avenue



Clarity



Diamond Lead



Elegance



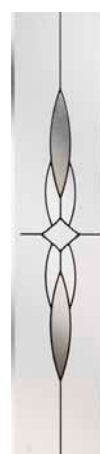
Etch Art Diamond



Etch Art Fusion



London



Manhattan



Pacific



Potomac




Prairie



Reflections



Square Lead



Traditional Grey



Zinc Art Classic




Zinc Art Flair



Zinc Art Star

Accessories

Glass designs



Abstract

Brilliance


Clarity

Diamond Lead

Elegance

Etch Art Fusion

London



Manhattan

Reflections

Square Lead

	Timperley	Turnberry	Toton 1	Toton 2	Gosforth	Chilwell 1	Chilwell 2	Newbridge	Kendrick 3	Kendrick 4	Lytham
London	✓	✓	✓	✓	✓	✓	✓	✓		✓	
Pacific	✓	✓		✓			✓				✓
Etch Art Diamond		✓		✓			✓				✓
Manhattan		✓	✓	✓			✓				✓
Zinc Art Classic	✓	✓		✓			✓	✓	✓	✓	✓
Zinc Art Flair	✓	✓		✓				✓	✓	✓	✓
Chicago Ave		✓		✓							
Bullseye					✓		✓				
Etch Art Fusion		✓	✓	✓			✓				✓
Diamond Lead	✓	✓	✓	✓	✓	✓	✓	✓			✓
Square Lead	✓	✓	✓	✓	✓	✓	✓	✓			✓
Traditional Grey		✓		✓			✓				✓
Abstract	✓	✓	✓	✓		✓	✓				✓
Brilliance		✓	✓	✓		✓	✓				✓
Clarity	✓*	✓		✓		✓	✓				✓
Elegance	✓	✓	✓	✓		✓	✓	✓^			✓
Potomac		✓		✓			✓				✓
Prairie	✓	✓		✓			✓	✓^			✓
Reflections	✓	✓	✓	✓		✓		✓			✓
Royale						✓	✓				
Zinc Art Star	✓			✓		✓	✓	✓			✓
Satin	✓		✓	✓	✓	✓	✓				✓
Etch Squares				✓							

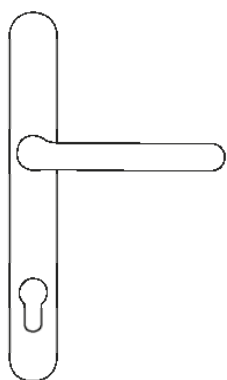
* Available in Timperley 1 only

^ Available in Newbridge 2 only

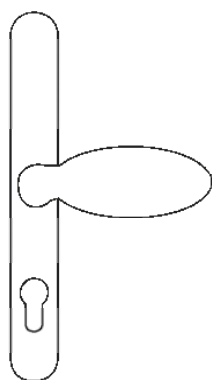
Accessories

Hardware options

Handles



lever handle



lever pad



Gold



Chrome



Brushed



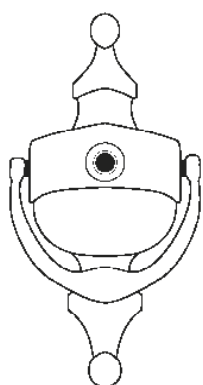
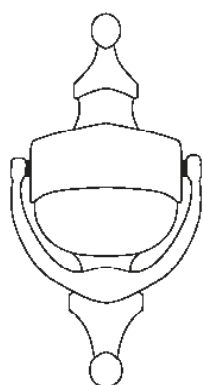
White



Black

Gold, Chrome and Brushed Chrome are stainless steel as standard

Knockers with or without a spyhole



Gold



Chrome



Brushed



White



Black

Gold, Chrome and Brushed Chrome are stainless steel as standard

Letterplates



Gold




Chrome



Brushed

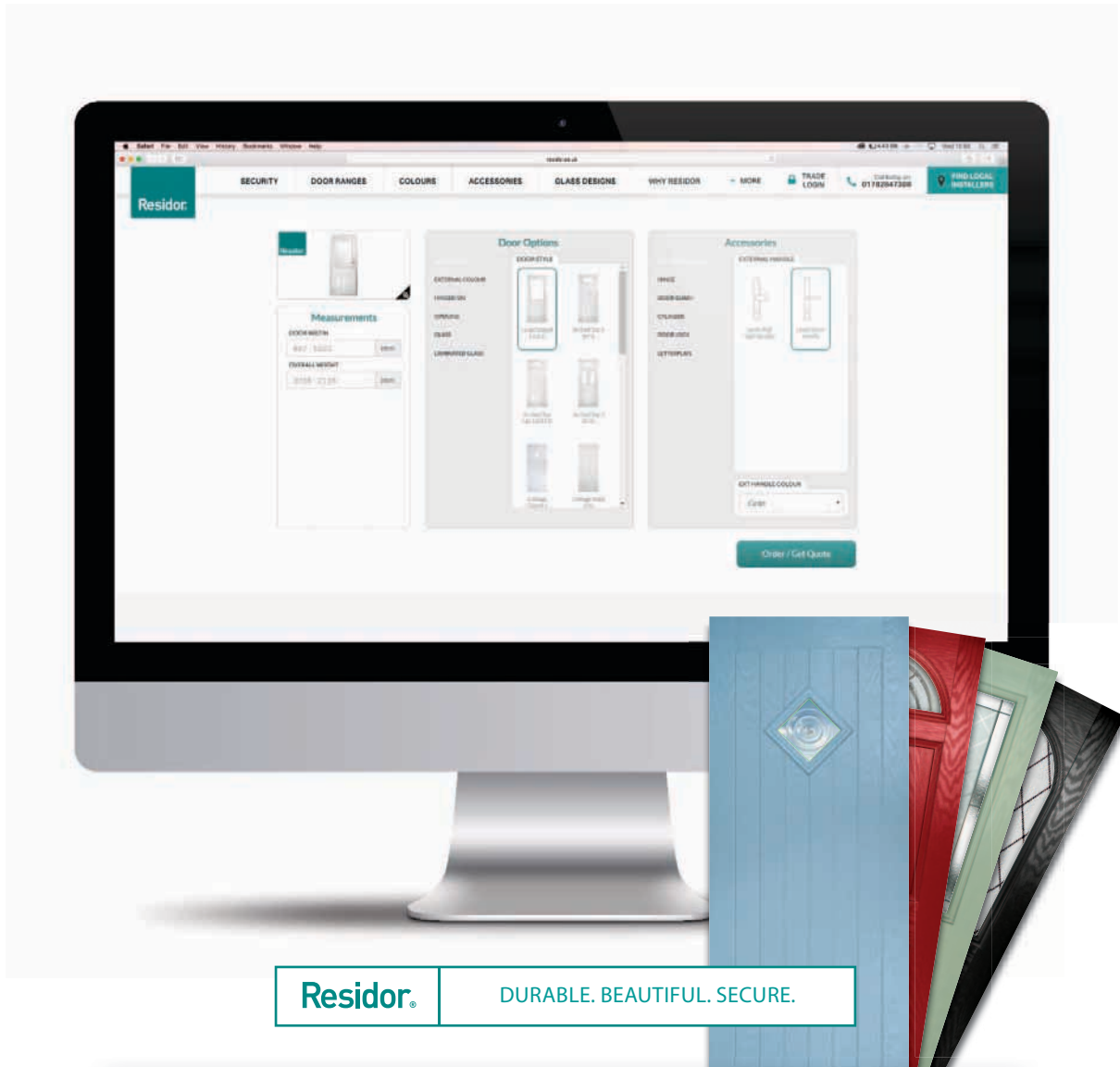


White



Black

Gold, Chrome and Brushed Chrome are stainless steel as standard



Residor.

DURABLE. BEAUTIFUL. SECURE.

Go online to create your perfect
Residor

www.doordesigner.residor.co.uk

